

# Hurricane Ian Disaster Recovery



Lee County  
*Southwest Florida*

Lee Board of County Commissioners  
Workshop  
August 15, 2023

# Agenda



BoCC Hurricane Recovery Efforts

Long-Term Recovery Task Force  
(RESILIENTLEE)

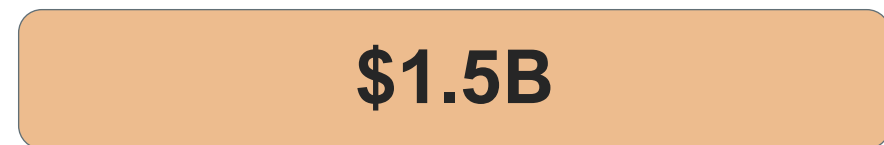
Board Discussion & Direction



LEE BOARD OF COUNTY COMMISSIONERS



## Total State Hurricane Relief



## Federal Assistance to Lee County



LEE BOARD OF COUNTY COMMISSIONERS



# BoCC Approvals

## 10/5/2021 & 6/20/2023



# Response – Recovery - Resiliency

LEE BOARD OF COUNTY COMMISSIONERS

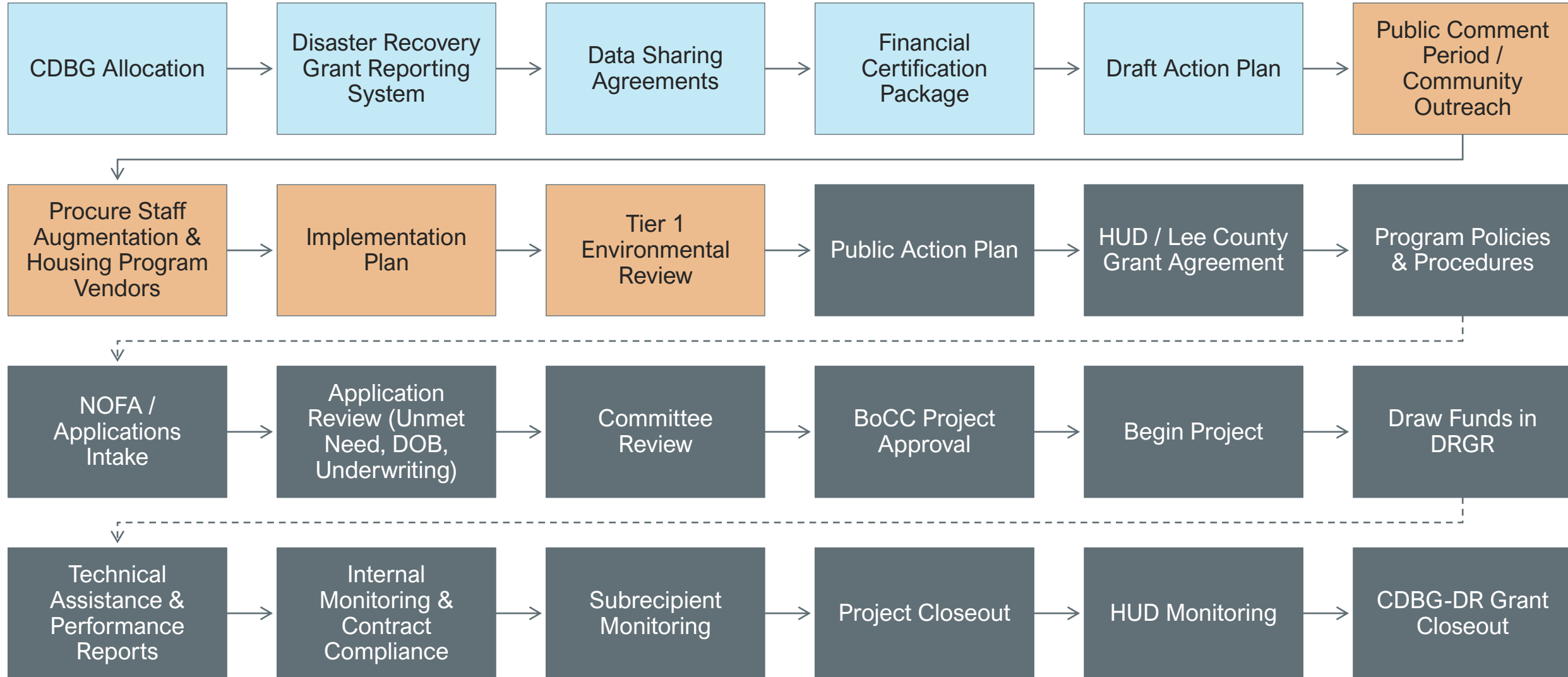


Map tidal, storm surge and coastal/  
riverine compound flooding exposure  
(considering State-approved sea level  
rise scenarios out to the year 2070)

Identify and prioritize flood resiliency strategies (including engineering, emergency response, planning, and policy recommendations)

# CDBG-DR

## LEE BOARD OF COUNTY COMMISSIONERS



# CDBG-DR

## LEE BOARD OF COUNTY COMMISSIONERS

Housing	Public Facilities & Infrastructure	Public Services	Administration	Planning
\$660,000,000	\$352,486,950	\$15,000,000	\$55,394,050	\$25,000,000
<ul style="list-style-type: none"><li>Owner &amp; Renter Occupied Housing Rehabilitation, Reconstruction &amp; Elevation</li><li>Multifamily &amp; Single-Family Affordable Housing Development</li><li>Homebuyer Purchasing Assistance</li><li>Voluntary Residential Buyouts</li></ul>	<ul style="list-style-type: none"><li>Hazard Mitigation Grant Program (HMGP) Matching Program</li><li>Critical Public Facilities &amp; Infrastructure</li></ul>	<ul style="list-style-type: none"><li>Long-term Recovery Group Unmet Needs – Individual/Family Case Management</li><li>Behavioral Health Services &amp; System Of Care</li></ul>	<ul style="list-style-type: none"><li>Program Administration</li></ul>	<ul style="list-style-type: none"><li>Resiliency / Recovery Focused Planning Studies<ul style="list-style-type: none"><li>✓ \$21,550,000 Proposed</li><li>✓ County, Municipalities, Special Districts, School District</li><li>✓ Minimum = \$100,000</li><li>✓ Maximum = \$3,000,000</li></ul></li><li>Behavioral Health System of Care Plan</li><li>CDBG-DR Action Plan</li><li><b>Long Term Recovery Task Force</b></li></ul>

# CDBG-DR

## LEE BOARD OF COUNTY COMMISSIONERS

Housing	Public Facilities & Infrastructure	Public Services	Administration	Planning
\$660,000,000	\$352,486,950	\$15,000,000	\$55,394,050	\$25,000,000
<ul style="list-style-type: none"><li>Owner &amp; Renter Occupied Housing Rehabilitation, Reconstruction &amp; Elevation</li><li>Multifamily &amp; Single-Family Affordable Housing Development</li><li>Homebuyer Purchasing Assistance</li><li>Voluntary Residential Buyouts</li></ul>	<ul style="list-style-type: none"><li>Hazard Mitigation Grant Program (HMGP) Matching Program</li><li>Critical Public Facilities &amp; Infrastructure</li></ul>	<ul style="list-style-type: none"><li>Long-term Recovery Group Unmet Needs – Individual/Family Case Management</li><li>Behavioral Health Services &amp; System Of Care</li></ul>	<ul style="list-style-type: none"><li>Program Administration</li></ul>	<ul style="list-style-type: none"><li>Resiliency / Recovery Focused Planning Studies<ul style="list-style-type: none"><li>✓ \$21,550,000 Proposed</li><li>✓ County, Municipalities, Special Districts, School District</li><li>✓ Minimum = \$100,000</li><li>✓ Maximum = \$3,000,000</li></ul></li><li>Behavioral Health System of Care Plan</li><li>CDBG-DR Action Plan</li><li><b>Long Term Recovery Task Force</b></li></ul>





# Board of County Commissioners ResilientLee Recovery Task Force Workshop

August 15<sup>th</sup>, 2023

RESILIENT  
LEE

RESILIENTLEE.ORG



# **Vision of ResilientLee and Recovery Task Force**



# Vision of ResilientLee Recovery Task Force

- Identify what initiatives and projects can be done together as a region that cannot be accomplished individually.
- Collaborative effort to develop a proposed plan/report that establishes the region's priorities regardless of jurisdictional boundaries, so all resources and support can be leveraged in the most fiscally efficient and responsible way.

*“Coming together as part of the RTF creates an opportunity for us to align around a shared set of priorities that will support recovery from Hurricane Ian but also result in a stronger community going forward.”* – RTF Member **David Collins, Lee Health**



## Speak with a Unified Voice

“As Council Member Smith said, the needs of all of our communities or organizations may be different. I think our goal as a Task Force collectively is, we are all going to have to compromise, and we are going to have to decide what is the best regional approach. It may not fit our specific organization or our city but were going to have to develop a plan as a region, so I just want to make sure that each one of us around this table had that opportunity for input along the way.”

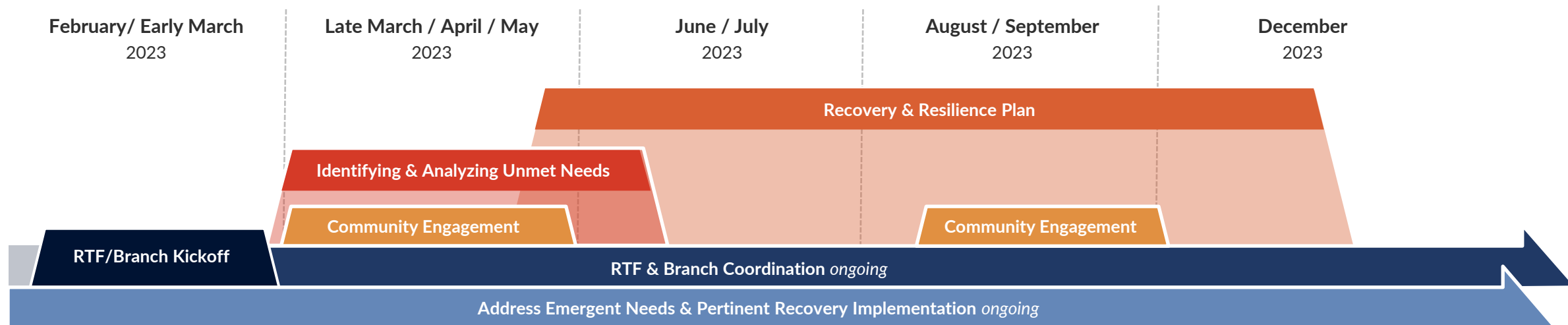
– RTF Member Mayor Gunter,  
7/28/23



# Overall Process



# Overall Process



## RTF / Branch Kickoff

Establish the working structure for RTF and launch branches. Identify immediate needs and goals to address.

Launch website.

## RTF & Branch Coordination

Identify recovery objectives; inform impact and needs assessment; establish projects; incorporate community's priorities; inform long term planning; oversee recovery plan implementation.

## Identifying & Analyzing Unmet Needs

Conduct Hurricane Ian storm impact analysis and identify outstanding needs that will begin to shape recovery priorities.

## Community Engagement\*

Comprehensive community outreach to inform and validate needs, identify solutions, and validate planning.

## Hurricane Ian Recovery & Resilience Plan

A framework for Lee County's recovery from Hurricane Ian, including prioritized projects, funding sources, and key stakeholders.

## Emergent Needs & Pertinent Recovery Implementation

Conduct recovery operations and manage recovery funding streams: short-term, intermediate, long-term.

RTF is forum to identify emergent and time sensitive needs and identifying best path forward.

# Phase Objectives

## Phase 1

### Identifying Key Challenges, Needs and Gaps

March	April	May
Overall public engagement strategy, priorities, kick off, orientation	Key data, research from outside of the public engagement strategy. SMEs, research centers, etc.	Findings from the public engagement strategy and identifying key issues

## Phase 2

### Building Initiatives and Identifying Actions

June	July/August	September
Taking the issues and sending them back to the Branches. Identifying initial options for strategies	Initial options for strategies and actions	Public presentations and input

## Phase 3

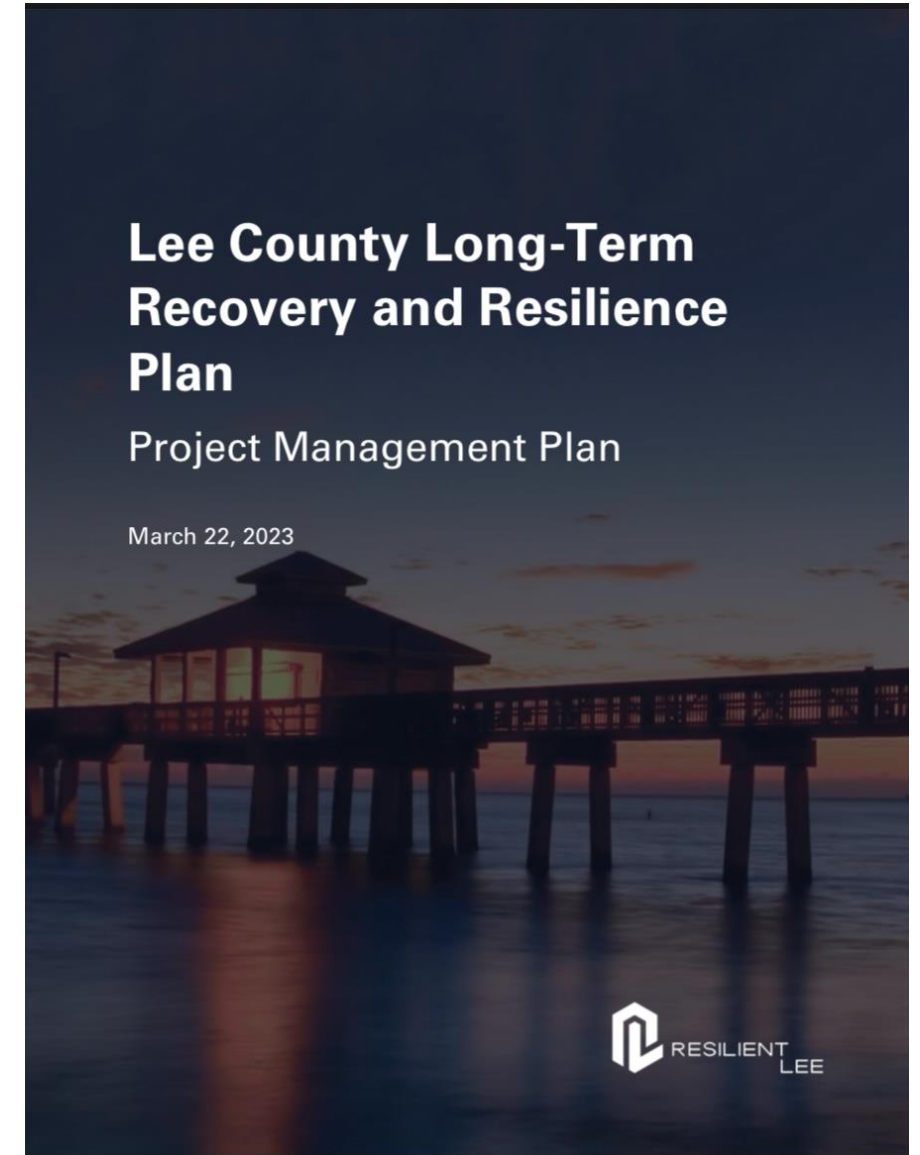
### Final Drafting and Publication

October	November	December
Final draft presented to RTF; RTF members present to governing bodies	Final plan review by RTF	Final plan presented to BOCC



# Project Management Plan

- Project Management Plan proposed the overall process to develop the Recovery and Resilience Plan and facilitate the Recovery Task Force's efforts.
- PMP was presented to the RTF Chairman and County Administration prior to the first RTF meeting.
- RTF was presented the PMP during the first RTF meeting and had the opportunity to provide comment.





# Guiding Operating Rules

## Sunshine Laws:

- All meetings are Public Meetings and have included County notification to the public, meeting minutes, and availability of all information to the public in a timely manner.
- ***Continuous coordination with County Attorney's office to maintain compliance.***



MEETING ARCHIVE

	<b>RECOVERY TASK FORCE MEETING JUNE 2023</b>	<a href="#">Public Notice</a> <a href="#">Meeting Minutes</a>
	Friday, June 23, 2023 Find out more about <a href="#">Recovery Task Force</a>	<a href="#">More meeting details</a>
	<b>CRITICAL INFRASTRUCTURE WORKSHOP - SESSION 4: POWER</b>	<a href="#">Public Notice</a> <a href="#">Meeting Minutes</a>
	Wednesday, June 21, 2023 Find out more about <a href="#">Workshops</a>	<a href="#">More meeting details</a>

# Guiding Operating Rules

**The Recovery Task Force as a Special Advisory Group (per Lee County AC-2-3) that was established by the BOCC in November 2022.**

- The Recovery Task Force's Proposed Recovery & Resilience Plan serves as the Special Advisory Group's report "for additional study or collection of additional information."
- All recommendations made and data presented will require additional review by the County, Municipalities, and Special Districts.

## **Recovery Task Force Oversight of Branch Activities:**

The Branches have, with RTF input, throughout the process. done the initial work of identify priorities and now identifying solutions to address priority areas.

The RTF reviews that work, providing feedback, and ultimately determining final language that will be put into the plan presented to the BOCC.



# Roles & Responsibilities

## RTF MEMBERS:

1. Identify what can be done together as a region that cannot be accomplished individually.
2. Provide direction and feedback on Branch findings.
3. Ratify final planning documents.
4. Provide support in organizing community engagement and outreach sessions and engaging their staff and constituencies within RTF efforts.

## BRANCH MEMBERS:

1. Survey the immediate, short-term, and long-term needs of Lee County.
2. Develop viable, feasible, desirable, and actionable solutions to meet those needs.

## RECOVERY SUPPORT TEAM:

1. Consists of Hagerty, Collaboratory, and available County and Municipality SMEs. Hagerty and Collaboratory worked to augment County staff's workload by running with the responsibilities of the RTF so staff could focus on the myriad of additional responsibilities they have post-storm.
2. Maintain RTF and Branch coordination, facilitation, documentation, communications, and website.
3. Conduct analysis and research at the direction of the Recovery Task Force Chairman, RTF, and Branches in alignment overall objectives.



# Goals and Major Activities of 3 Phases

# Recovery Task Force Goals & Major Activities by Phase

## PHASE 1:

1. Initiated RTF meetings
2. Appointed Branch Members & Initiated Branch Meetings
3. Website and Survey
4. Townhalls
5. Workshops on critical topics
6. Unmet needs project collection
7. Incorporating data into CDBG-DR Unmet Needs Assessment

## PHASE 2:

1. Technical Briefs
2. Branches flesh out Initiatives and Projects incorporating RTF feedback
3. One-on-One meetings with RTF Members and designated staff for initial feedback on Initiatives and projects (*we are here*)
4. RTF adjudicate Branch Initiatives and Projects providing feedback
5. Community feedback

## PHASE 3:

1. RTF finalizes Recovery & Resilience Plan
2. RTF members presents plan to their respective governing body
3. BOCC December 5th meeting



# Recovery Task Force Goals & Major Activities by Phase

## Phase 1, Step 1: Initiated RTF Meetings

Agency	Title	Liaison
City of Bonita Springs	Councilman	Chris Corrie
City of Cape Coral	Mayor	John Gunter
Village of Estero	Mayor	Jon McLain
City of Fort Myers	Mayor	Kevin Anderson
Town of Fort Myers Beach	Mayor	Bill Veach
City of Sanibel	Mayor	Holly Smith
Law Enforcement	Undersheriff	John Holloway
Fire	Fire Chief	Robert Dilallo
Lee County School Board	Chairman	Armor Persons
Lee Health	Board Member	David Collins
Legislative Delegation	Representative	Jenna Persons-Mulicka
Constitutional Office	Property Appraiser	Matt Caldwell

# Recovery Task Force Goals & Major Activities by Phase

## Phase 1, Step 2: Appointed Branch Members & Initiated Branch Meetings



# Recovery Task Force Goals & Major Activities by Phase

## Phase 1, Step 2: Appointed Branch Members & Initiated Branch Meetings

- Branch members were largely identified and appointed by RTF members.
  - Branch leads were able to put names forward, however all Branch Members were reviewed and endorsed by an RTF member.
- All Branch Members and Alternates were ratified by the Board of County Commissioners prior to engaging in Branch discussions.
- County Staff Liaisons were identified for each Branch. Branch members asked them questions if needed during or after Branch meetings.





# Recovery Task Force Goals & Major Activities by Phase

## Phase 1, Step 3: Website and Survey

- The RTF collected 5,171 ResilientLee survey responses from County residents between April 6 and June 15, 2023
- Majority of survey respondents reside in Fort Myers Beach (34.1%), Fort Myers (21.2%), and Cape Coral (16.4%)
- The top issues identified by survey respondents include:
  - Housing and Homelessness (55%);
  - Economic Development (38.2%);
  - Environmental Issues (34.5%);
  - Crime, Violence, and Public Safety (34.2%); and
  - Parks and Recreational Areas (25.9%).

# Recovery Task Force Goals & Major Activities by Phase

## Phase 1, Step 4: Townhalls

- 17 Town Hall completed (15 in-person, two virtual)
- Total number of Town Hall participants exceeded 1,000
- Participants identified issues addressed by the following Branches as most important: Infrastructure (19%), Housing (18%), and Natural Resources/Economic Recovery (13%)
- HUD requires CDBG-DR recipients to implement an effective citizen participation plan to inform the Action Plan for funding. Townhalls supported this critical effort by increasing awareness of the funding available and soliciting community feedback on eligible projects that should be prioritized.



TOWN HALLS:		
April 19   6 PM – 8 PM	San Carlos and Southeast Lee San Carlos Park Elementary School	✓
April 22   1 PM – 3 PM	Fort Myers (Meetings in English and Español) Fort Myers City Hall	✓
April 25   6 PM – 8 PM	North Fort Myers, Bayshore, and Burnt Store North Fort Myers Park and Recreation Center	✓
April 26   6 PM – 8 PM	Bonita Springs (Meetings in English and Español) Bonita Springs Elementary School	✓
May 1   6 PM – 8 PM	Sanibel and Captiva BIG ARTS	✓
May 2   6 PM – 8 PM	Gateway and Daniels Parkway Gateway Elementary School	✓
May 3   6 PM – 8 PM	Pine Island Pine Island Elementary School	✓
May 4   6 PM – 8 PM	Iona and South Fort Myers (Meetings in English and Español) Heights Elementary School	✓
	Fort Myers Beach DiamondHead Resort	✓
May 9   6 PM – 8 PM	Northeast Lee, Fort Myers Shores, and Buckingham River Hall Elementary School	✓
	Lehigh Acres (Meetings in English and Español) East County Regional Library	✓

The logo for Lee County, featuring a stylized palm tree and the text 'Lee County Southwest Florida'.

1.	METHOD .....	113
2.	PRIMARY HAZARD RANKINGS .....	113
3.	LEE COUNTY'S PRIMARY HAZARDS: RISKS AND MITIGATION .....	125
4.	LOCAL HAZARD MITIGATION PLAN.....	154
5.	OTHER FUNDING FOR MITIGATION ACTIVITIES.....	156
6.	MITIGATION PROJECT FUNDING.....	156
III.	GENERAL REQUIREMENTS .....	157
A.	CITIZEN PARTICIPATION .....	157
1.	OUTREACH AND ENGAGEMENT .....	157
a)	Lee County Recovery Task Force Town Hall Meetings.....	157
b)	Stakeholder Consultations .....	158
c)	Public Comment .....	164
2.	PUBLIC HEARINGS .....	165
3.	COMPLAINTS .....	166


# Town Halls





# Recovery Task Force Goals & Major Activities by Phase

## Phase 1, Step 5: Workshops



# Recovery Task Force Goals & Major Activities by Phase

## Phase 1, Step 5: Workshops

### 4 Days of Workshops


- Representatives from ALL major communities in Lee County
- Completed Workshops: 14
- 72 panelists
  - Nationally Recognized Subject Matter Experts: 14
  - County employees: 14
  - Municipal employees: 18
  - Other community stakeholders/SMEs: 26



# Recovery Task Force Goals & Major Activities by Phase

## Phase 1, Step 6: Unmet Needs Project Collection

- RTF Members and Branch Members submitted projects based on the unmet needs they are seeing within their jurisdiction or within the input provided by the Community during the Townhalls.
  - 300+ projects were submitted by RTF and Branch Members.
  - Those 300+ projects were analyzed and grouped into ~85 initiatives.



### RTF Project Intake Form

[Sign in to Google](#) to save your progress. [Learn more](#)

#### Project Information

Title of Proposed Project:

Your answer

Provide a brief description of the proposed project:

Your answer

What Recovery Task Force Branch priority does this project fall under:

- ☐ Planning and Capacity
- ☐ Infrastructure
- ☐ Economic Recovery
- ☐ Housing
- ☐ Education and Workforce
- ☐ Natural Resources
- ☐ Health and Social Services
- ☐ Cultural Resources



# Recovery Task Force Goals & Major Activities by Phase

## Phase 1, Step 7: Incorporating data into CDBG-DR Unmet Needs

- The RTF submitted 148 infrastructure projects totaling \$4.2 billion in estimated costs. The County conducted a preliminary review of the projects submitted by the RTF for CDBG-DR eligibility by verifying whether there is a tie-back to Hurricane Ian or low-moderate income area benefit.
- Of the 148 infrastructure projects submitted by the RTF, 75 projects totaling an estimated \$1,797,381,358 were included in the unmet needs assessment as they appeared to be eligible under CDBG-DR based on the preliminary review.

### 5. TOTAL COST AND NEED FOR NON-MATCH PROJECTS

In response to the massive and widespread devastation caused by Hurricane Ian, the Lee County Board of County Commissioners voted to form the Recovery Task Force (RTF) based on the FEMA National Disaster Recovery Framework. The RTF consists of 13 members who serve as liaisons to their communities by gathering input and direction.<sup>135</sup> The County and the RTF requested that each jurisdiction submit their project-related unmet needs.

The County coordinated with the RTF to collect this information and received a series of non-match projects. Through the RTF, the jurisdictions submitted approximately 148 infrastructure projects with \$4.2 billion in estimated costs. Based on a preliminary review, some of these projects will not be eligible for CDBG-DR funding because of no storm tie-back or LMA benefit. To estimate the unmet needs for infrastructure using the RTF project submissions, Lee County has chosen a conservative estimate by including projects with unmet needs that appear to have a storm tie-back and benefit low- and moderate-income households. Additionally, a third of the projects that may have a storm tie-back and benefit low- and moderate- income populations (additional information would be needed) were included. The selection was limited to one third to not overstate the unmet needs. Based on the preliminary review of RTF projects and the logic above, unmet needs of \$1,797,381,358 were identified through RTF project intake.

In addition to the submissions noted above, the County conducted a preliminary review of projects identified by County departments that may be eligible due to the tie back to Hurricane Ian or as mitigation projects. Based on the preliminary review of those projects, unmet needs of \$491,667,060 were identified. As programs and projects are built out, the County will work with regional and local partners to identify and plan for future planning activities independent of implementation and as per the Federal Register Notice. This project cost for non-match projects comes to \$2,289,048,418.

Table 46 - Non-Match projects and related unmet need.

County	Estimated Number of Non-Match Projects	Estimated Unmet Need (\$)
Recovery Task Force Non-Match Intake Project Submissions*	75	\$1,797,381,358
Lee County Non-Match Projects	47	\$491,667,060
<b>TOTAL</b>	<b>122</b>	<b>\$2,289,048,418</b>

Source: Lee County's Recovery Task Force and Lee County department submissions<sup>136</sup>

\*Estimated portion of the Lee County Recovery Task Force infrastructure project submissions were included based on preliminary CDBG-DR eligibility review.

<sup>135</sup> <https://www.resilientlee.com/>

<sup>136</sup> Submissions made to the Lee County Recovery Task Form by local jurisdictions.



# Recovery Task Force Goals & Major Activities by Phase

## Phase 2, Step 1: Technical Briefs

- Technical Briefs provided branch members with technical information on requested topics.
- Briefs are a combination of case study review, research, and subject matter expertise to provide branch members with a comprehensive overview on the requested topic.
- 10 Technical Briefs were developed at the request of the Branches to inform Initiative Development.
- RTF Support Team met with local SMEs, including Municipal and County Employees as well as service providers, to collect additional information on current activities and collect data (e.g., map of natural gas lines).

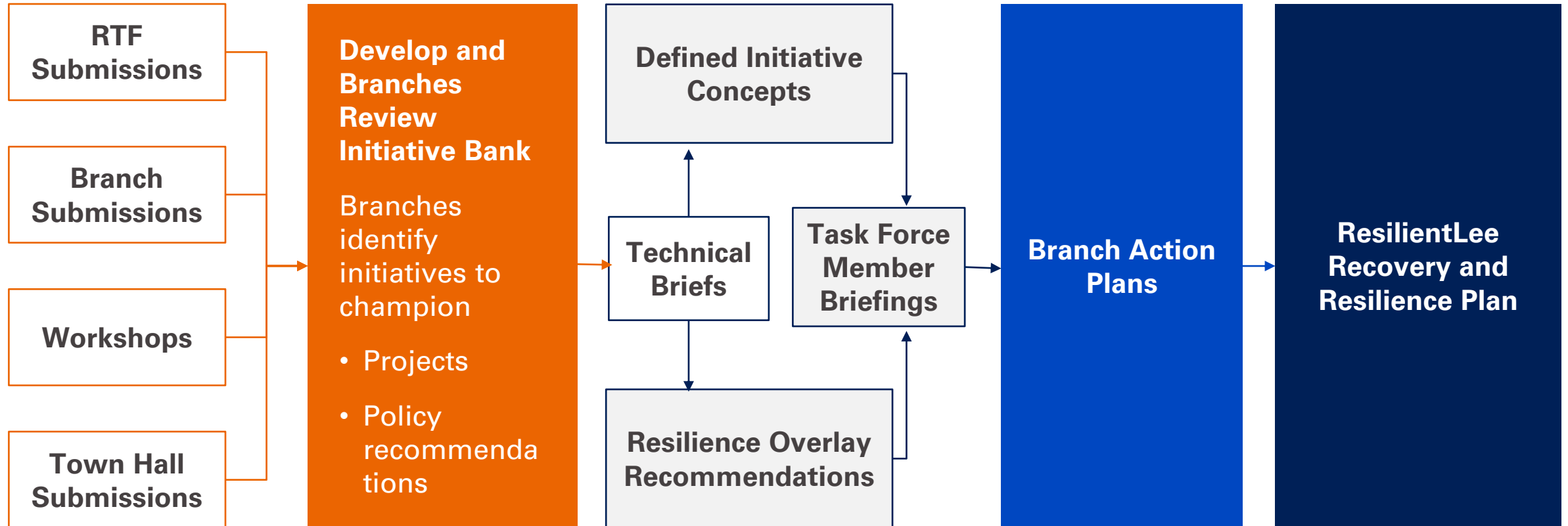
## Technical Brief Topics:

- Social programs previously implemented to address traffic congestion.
- Redundancies and hardening strategies regarding communication infrastructure
- Utilizing natural gas as a method for resiliency
- Green infrastructure strategies
- Resilience Hubs
- Address insurance issues for individual home and business owners
- Live Local Act
- Commercial Development
- Buyout programs
- Regular funding mechanisms for arts and culture programs

# Recovery Task Force Goals & Major Activities by Phase

**Phase 2, Step 2: Branches flesh out Initiatives and Projects incorporating RTF feedback**

## Initiative Development Process



# Emerging Initiative Design

## Lead

The lead represents the primary organization or position charged with overseeing the initiative's implementation.

## Initiative Description + Progress

The description provides a high-level overview of each action that explains its purpose in the Recovery and Resilience Plan.

## Funding

Potential funding or organizations with potential funding are listed here.

## Resources

The resources are identified information, guidance, and/or equipment necessary to support implementation.

## Where is this Initiative Involved?

Connections to relevant planning documents are noted in this section.

**Initiative ###**

LOREM ipsum dolor sit amet, consectetur adipiscing elit, sed do eiusmod tempor incididunt ut labore et dolore magna aliqua

**LEAD:** [Department Lead]

**Initiative Description + Progress**

LOREM ipsum dolor sit amet, consectetur adipiscing elit, sed do eiusmod tempor incididunt ut labore et dolore magna aliqua. LOREM ipsum dolor sit amet, consectetur adipiscing elit, sed do eiusmod tempor incididunt ut labore et dolore magna aliqua. LOREM ipsum dolor sit amet, consectetur adipiscing elit, sed do eiusmod tempor incididunt ut labore et dolore magna aliqua. LOREM ipsum dolor sit amet, consectetur adipiscing elit, sed do eiusmod tempor incididunt ut labore et dolore magna aliqua.

**POTENTIAL FUNDING SOURCE:**

- Funding Source's/Program Name
- Funding Source's/Program Name

**ORGANIZATIONS WITH POTENTIAL FUNDING:**

- Organization's Name
- Organization's Name
- Organization's Name

**Resources**

- LOREM ipsum dolor sit amet

**WHERE IS THIS ACTION INVOLVED?**

[xxx] Plan Name..... Pages #, #, #

[xxx] Plan Name..... Pages #, #, #

[xxx] Plan Name.....

**OBJECTIVE I.1**

**PRIORITY LEVEL**

Pending

**MET NEEDS**

3 2 4 1

- Safety & Security
- Infrastructure
- Economy
- Quality of Life

**MEASURES OF SUCCESS**

- ☐ Finalized agreements example
- ☐ Increase of something example
- ☐ Implementation of an example

**PARTNERS:**

- Partner's Name
- Partner's Name
- Partner's Name
- Partner's Name
- Partner's Name
- Partner's Name

**Implementation Steps**

The steps outline actionable tasks that are needed for implementation at all project phases.

**1. STEP TITLE (#-# Months/Years)**

- LOREM ipsum dolor sit amet, consectetur adipiscing elit, sed do eiusmod tempor incididunt ut labore et dolore magna aliqua. LOREM ipsum dolor sit amet, consectetur adipiscing elit, sed do eiusmod tempor incididunt ut labore et dolore magna aliqua. LOREM ipsum dolor sit amet, consectetur adipiscing elit, sed do eiusmod tempor incididunt ut labore et dolore magna aliqua.

**2. STEP TITLE (#-# Months/Years)**

- LOREM ipsum dolor sit amet, consectetur adipiscing elit, sed do eiusmod tempor incididunt ut labore et dolore magna aliqua.

## Project Partner Type

Each icon shows the type of project partners(s) to support initiative implementation. They can be City-led (left), Community-led (middle), or Private-Public Partnership-led (right).

## Met Needs

Met needs displays the number of intersecting priorities that the initiative addresses.

## Measures of Success

Measures of success identify key milestones of successful initiative implementation.

## Partners

Initiatives may require assistance from community partners, which are noted here.

## Implementation Steps

The steps outline actionable tasks that are needed for implementation at all project phases.

# Recovery Task Force Goals & Major Activities by Phase



## Phase 2, Step 3: One on One meetings with RTF Members and Designated Staff

- 90-minute briefings provide opportunity for the ResilientLee Support Team to detail identified Initiatives and receive guidance regarding how they may be best implemented through Branch Action Plans.
- RTF Members were strongly encouraged to include subject matter experts and technical advisors from their jurisdiction in the conversations.
- Read-ahead materials, including draft Initiative documents spotlighting projects and funding sources, will be delivered to RTF Members in advance of the meetings for review.
- RTF members and their teams have provided meaningful feedback, highlighting their existing work and areas of greatest need.
- State Representative Jenna Persons-Mulicka noted the plan would be useful in helping to inform requests for next year's legislative session that will commence in January. The Lee County legislative delegation will hold an organization meeting on October 30, 2023.



# Recovery Task Force Goals & Major Activities by Phase

## Phase 2, Step 4: RTF adjudicate Branch Initiatives and Projects providing feedback

- During the July, August, September, and October RTF meetings, RTF members will collectively review each Branch Initiative and provide feedback regarding:
  - Overall initiative,
  - Implementation plan for that initiative, and
  - Leadership regarding the implementation of that initiative.

## Example of Feedback:

- RTF reviewed the initial concepts of the Mobile Health Clinics and Resilience Hubs at the July RTF meeting.
- **Initial Feedback:**
  - Mobile Clinics – Incorporate 1<sup>st</sup> Responders in planning. Incorporate public/private partnerships (e.g., CVS mobile support).
  - Resilience Hubs - Phase 1 of implementation should be done through existing infrastructure (e.g., library or community center). Should not replicate EM roles.

# Examples of Initiatives Currently in Discussion:

## Mobile Health Clinics

### Initiative H&SS01: Mobile Health Clinics

Provide accessible care through telehealth and mobile clinics.

Health & Social Services Branch  
Action Plan

Action Time Frame

Approx. Cost = \$M

**LEAD:** Lee Health

#### INITIATIVE DESCRIPTION

Mobile Health Clinics are storm-protected units that are comprised of pharmacy, mental health, nursing, and other immediate health related services post-disaster as well as during non-disaster times. Mobile Health units can also serve to provide emergency transport and other needed services directly following a crisis.


To serve as a Mobile Health Clinic, the units would range in size for specific types of deployment. The fleet will include:

- Fully contained medical units that can move place to place daily;
- Trailer units that are temporarily stationed in highly impacted areas to serve longer term needs; and
- Small pop-up units that can move place to place multiple times per day to get immediate basic medical attention (i.e., tetanus shots, bandages, hydration).
- Telehealth capabilities that enable remote support for mental and health services to triage patients as a force multiplier. Telehealth capabilities may be stationed at set locations.

The Mobile Health Clinic network will be a combination of coordinated efforts of existing mobile health clinics and additional mobile health clinics that are managed by Lee Health.

During emergencies, the Mobile Health Clinics will operate in coordination with Lee County, Cape Coral, and Fort Myers Emergency Management/Public Safety; Emergency Medical Services, and First Responders to determine

#### CO-SPONSORING BRANCHES



- Planning & Capacity

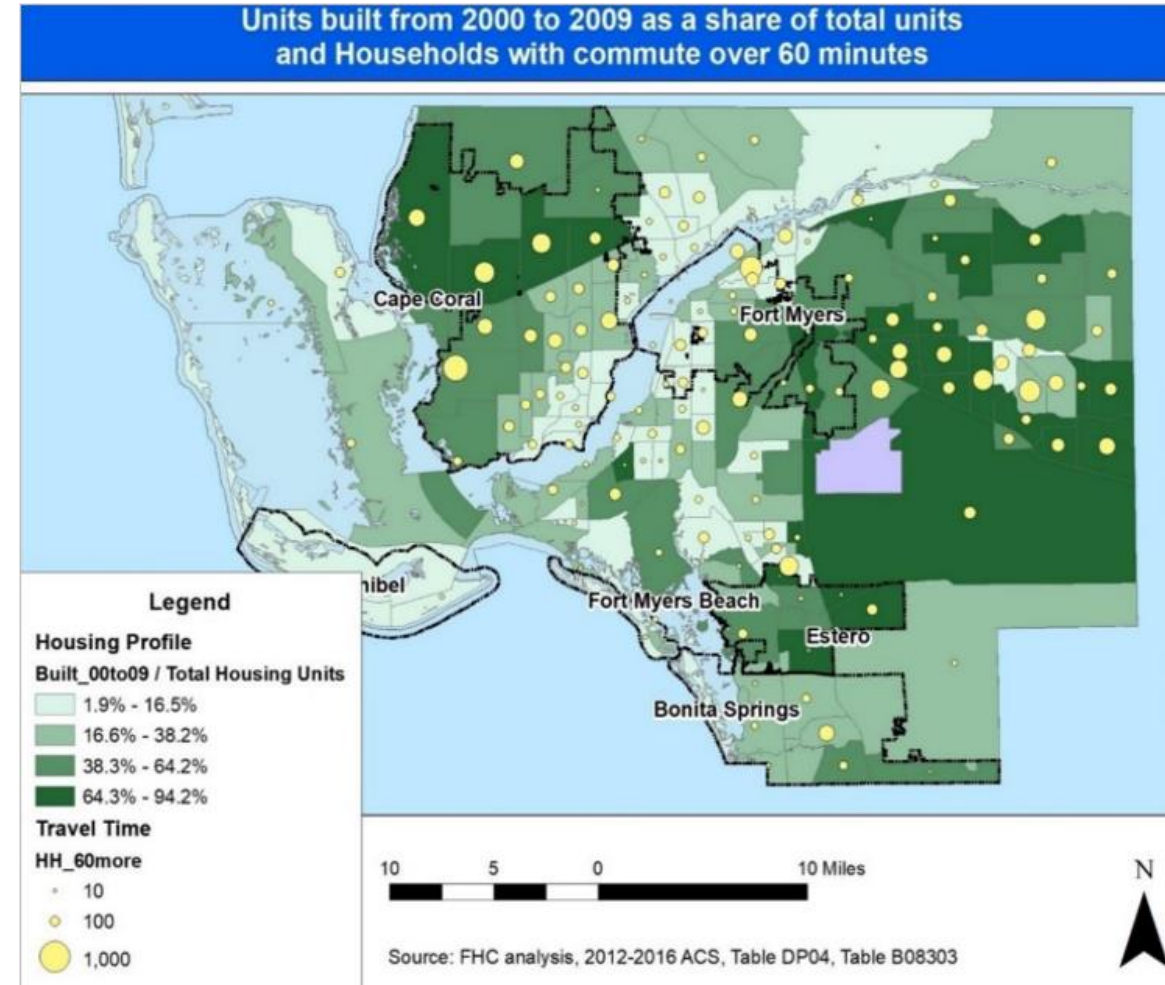
#### MEASURES OF SUCCESS

#### PARTNERS:

- Premier Mobile Health
- SalusCare
- Other Health and Mental Health providers
- Florida Department of Health
- Fire Departments
- Cape Coral Emergency

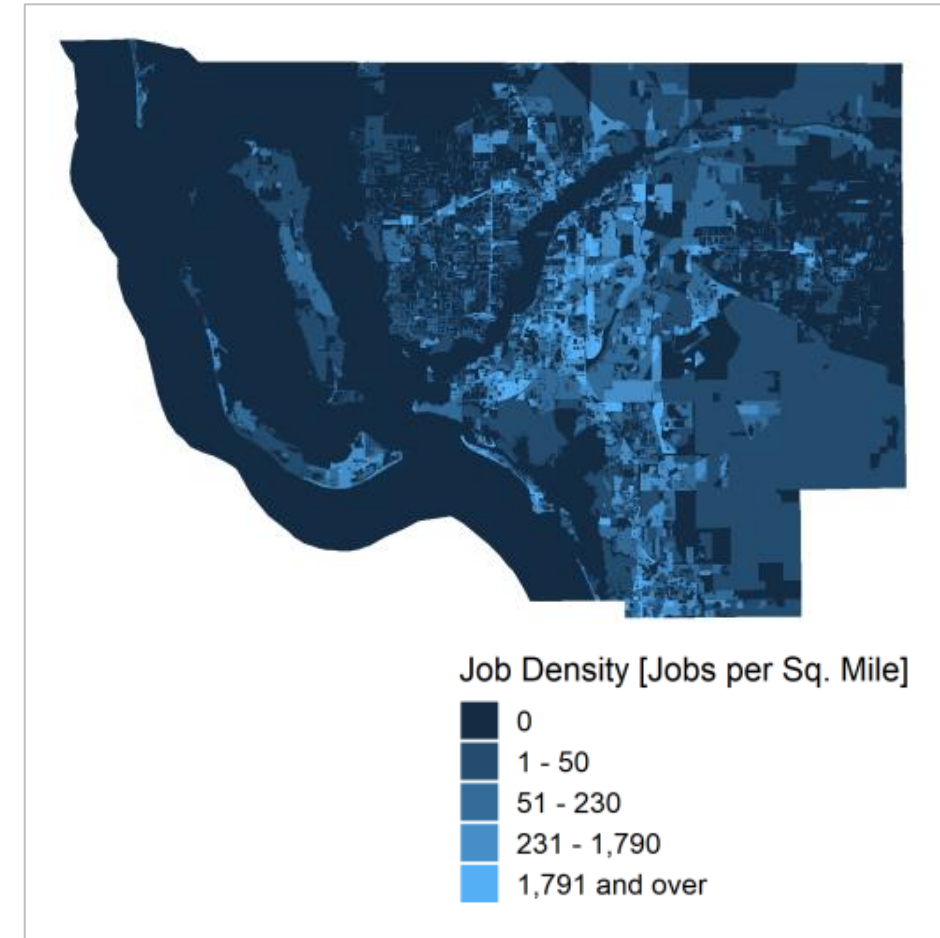
# Resilience Overlay – More Resilient Increased Housing Locations

- The RTF and the Planning & Capacity, Housing, and Infrastructure Branches are looking at the different planning factors that can achieve the following goals:
  - Reduce traffic congestion by increasing options to have individuals live near where they work;
  - Need for workforce housing;
  - More appealing housing options for younger generations to encourage remaining in Lee County after college; and
  - Resilient housing options that meet all goals above.



# Resilience Overlay – More Resilient Increased Housing Locations

- The Resilience Overlay will layer the following data within a GIS map to identify geographic areas that meet these objectives:
  - Job density;
  - High Hazard Areas; and
  - Economic or potential economic centers.
- Once that information is layered, the Planning & Capacity Branch and Housing Branch will develop recommendations on geographic areas that would benefit from new multi-family housing projects to achieve the previously mentioned goals.





# Neighborhood Plans

- Neighborhood Master Plans are a project based, detailed plan focused on a specific neighborhood (e.g., approximately 8 blocks) that were catastrophically impacted by Hurricane Ian **AND/OR** intervention at this time can assist the community in the economic recovery of the larger community.
- For unincorporated Lee County plans, will be developed within the framework established within the Lee County Community Plans.
- These plans will look to identify specific projects that could be implemented considering available post-disaster grant funding and factor in any new information and needs due to Hurricane Ian.

The RTF is seeking to start planning efforts now in effort to have additional projects identified prior to the CDBG-DR Infrastructure and Housing Notice of Funding release.



# Neighborhood Plans

- Neighborhood Master Plans aim to:
  - Conduct neighborhood planning events on how they would like to build back or grow to address neighborhood needs; and
  - Develop a detailed look on how the neighborhood can be rebuilt or developed in alignment with the Recovery and Resilience Plan priorities (and existing Lee County policies for unincorporated Lee County).





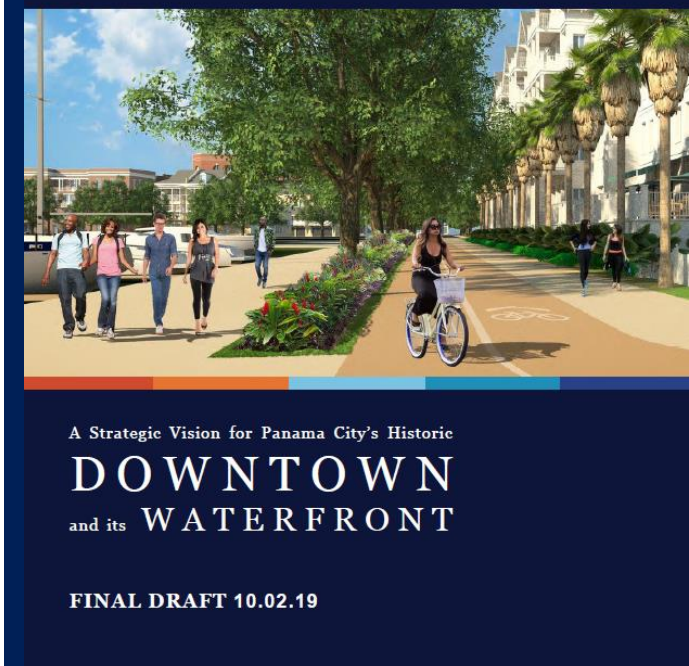
# City of Panama City Example

## Opportunity for Reimagine the Neighborhood

- Panama City engaged in a neighborhood planning effort in summer 2019 to reimagine the neighborhood including community engagement, strategic partnership workshops.

## Private Sector Investment and Coordination

- Strategic neighborhood partners were asked to be a part of the community engagement efforts.
- The City publicly offered the Marina Property competitively to developers in hopes of attracting the investment of private capital to construct and operate new public recreation and private commercial facilities.
- St. Joe agreed to build and operate, at its expense, a mid-rise hotel and restaurant on the Marina Property. On February 25, 2019, the City and St. Joe entered a MOU to develop and operate the right sized and programmed hotel (opened June 2023) and restaurant, (opened October 2022).



ANNUAL REPORT 2021-2022

## DOWNTOWN Harrison Streetscapes



# RTF Efforts Regarding Neighborhood Plans to Date

## February

- Neighborhood plans were presented to Recovery Task Force as an option to include within the recovery efforts.

## April-July

- RTF and Branch members identified target neighborhoods.
- RTF Support Team developed methodology to objectively prioritize the neighborhoods to select which ones to propose moving forward on.
- RTF Support Team met with each municipality and the County staff to define the specific neighborhood that would best benefit through this effort and not duplicate efforts.

## June

- Recovery Task Force gives direction that all neighborhoods are critical and to not prioritize list.



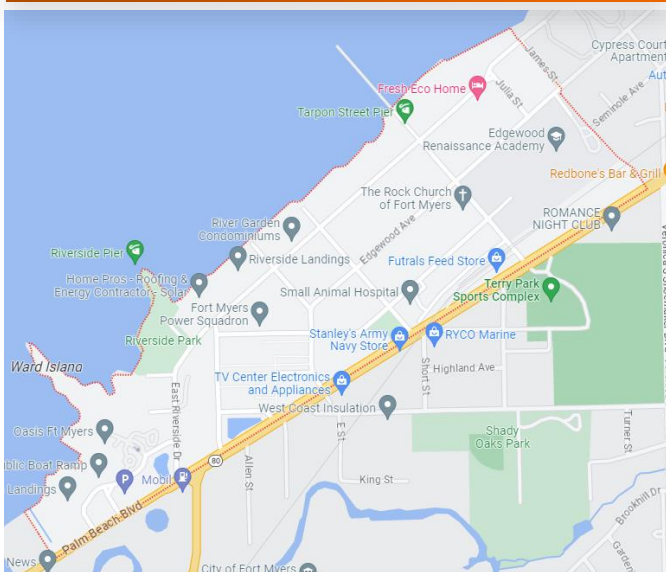
## Neighborhoods Identified:

- Matlacha
- San Carlos Island
- Fort Myers Shores
- Harlem Heights
- Lehigh Acres
- Dunbar
- Edgewood/Riverside
- Fort Myers Midtown
- Bimini Area (Cape Coral)
- Southeast Cape Coral
- Bonita Springs Old 41 Rd.
- Olde Estero District
- Times Square/Old San Carlos



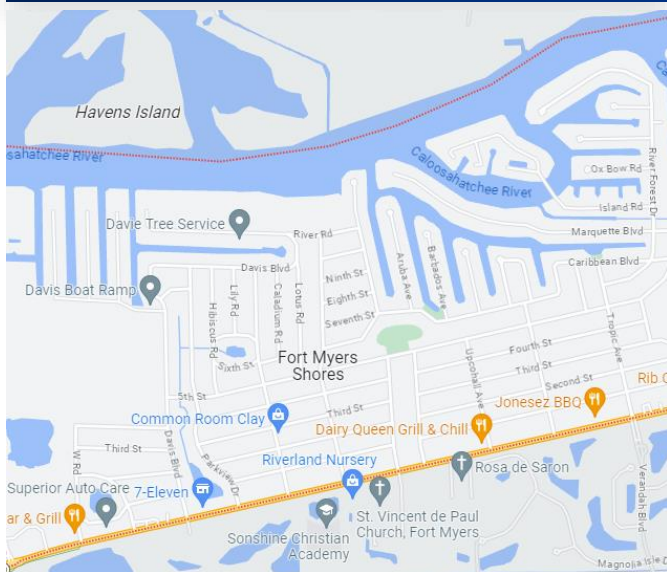
# Examples of Proposed Neighborhoods

## Edgewood/Riverside



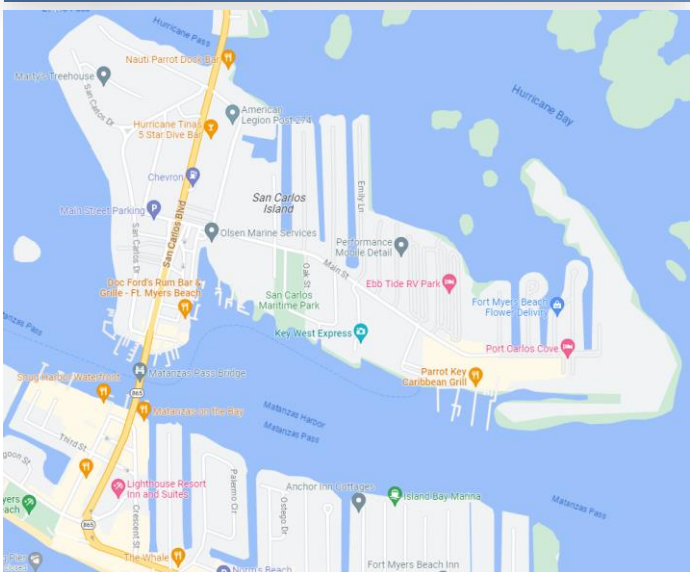
**Ideas for increasing housing resiliency and economic opportunities.**

## Fort Myers Shores



**Historic entrance to Fort Myers Community from east. Economic revitalization opportunities, housing improvements, additional beautifications, incorporation of social services, improve accessibility, and making social center/place making.**

## San Carlos Island & Times Square



**Economic revitalization including tourism and local business, fishing industry, the marina, parking, addressing resiliency of RV parks, and connectivity between Times Square and San Carlos Island.**

# Recovery Task Force Goals & Major Activities by Phase

## Phase 2, Step 5: Second Round of Public Input

### Town Halls

- Two in-person Town Halls: Fort Myers Beach & Dunbar
- One virtual Town Hall hosted on Zoom
- **Purpose:** Update the community on Plan development and seek input on the Initiatives, draft Projects, and draft implementation plans.

### Virtual Campaign

- Allows municipalities and jurisdictions to interact with one another on Initiative and Project-related subject matter.
- Users can leave comments on Initiatives and Projects listed, and other users can interact with the chain of comments.
- Specializes in analytics and can provide an analysis of the community members and their priorities in real time.



# Recovery Task Force Goals & Major Activities by Phase

## Phase 3: Finalizing the Plan

- The RTF will finalize the Recovery & Resilience Plan in September and October meetings
- RTF members present plan to their respective governing bodies
- The ResilientLee Recovery & Resilience Plan/Report will be presented to the Board of County Commissioners on December 5<sup>th</sup>.





# Recovery Task Force Goals & Major Activities by Phase

## Phase 3: Finalizing the Plan

- The ResilientLee Recovery and Resiliency Plan will consist of:
  - Unmet needs and community engagement findings, including base research and data.
  - High level overview of RTF and Branch process to develop the plan.
  - Branch action plans and timelines.
    - Identified solutions and funding options.
    - Implementation steps.
    - Unmet funding needs.
  - Strategy for Progress Tracking, Reporting, and Coordination.







# **Next Steps After December 5th**

# Next Steps After December 5th

## Each Jurisdiction Reviews Plan for Implementation Steps

- Current discussion underway regarding the role of the RTF post-December 5<sup>th</sup> and how coordination will continue regarding joint initiatives that the different stakeholders agree to move forward with.
- Organize initiatives and projects for committees/session appropriations for January.
- RTF will be working to identify how best to speak with one voice advocating for the regional interest, while recognizing the unique needs and individual recoveries occurring within each jurisdiction.





# Next RTF Meetings

# Recovery Task Force Meeting Schedule

The RTF will meet the **4<sup>th</sup> Friday** of every month from **10:00 a.m. – 12:00 p.m.**

- ~~Monday, February 27<sup>th</sup> \*\*~~
- ~~Friday, March 24<sup>th</sup>~~
- ~~Friday, April 28<sup>th</sup>~~
- ~~Friday, May 26<sup>th</sup>~~
- ~~Friday, June 23<sup>rd</sup>~~
- ~~Friday, July 28<sup>th</sup>~~
- Friday, August 25th (will extend to 1 p.m.)
- Friday, September 15th \*\*
- Friday, September 29th \*\*
- Friday, October 27th
- 2<sup>nd</sup> meeting in October – Date TBD \*\*
- Thursday, November 16th \*\*
- 2<sup>nd</sup> meeting in November – Date TBD \*\*
- Tuesday, December 5th \*\*
- Friday, December 15th \*\*





# Questions?

Email: [info@resilientlee.org](mailto:info@resilientlee.org)

RESILIENT  
LEE

RESILIENTLEE.ORG